

CHAPAS STANDARDS

CHAPAS / STANDARDS

Chapas, Tubos e Cantoneiras

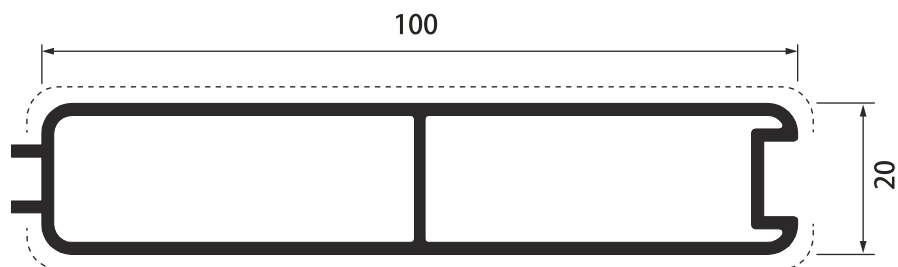
Chapas em alumínio para enchimento, remates e acabamentos.

Tubos em alumínio para união de diversas tipologias de vãos, facultando versatilidade nas soluções de caixilharia.

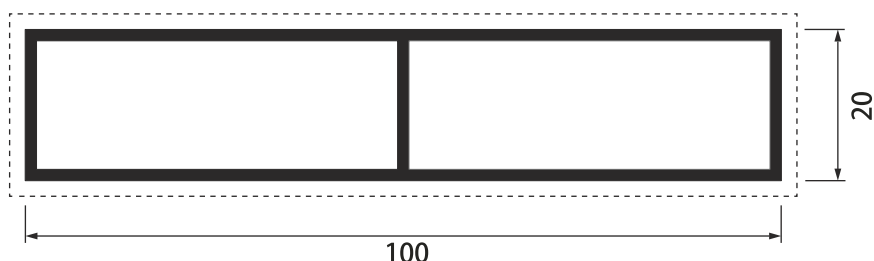
Cantoneiras em alumínio para múltiplos remates e acabamentos.

CHAPAS / STANDARDS

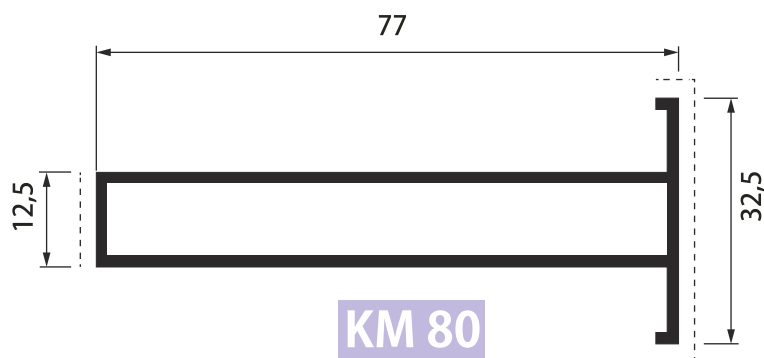
Chapas, Tubos e Cantoneiras



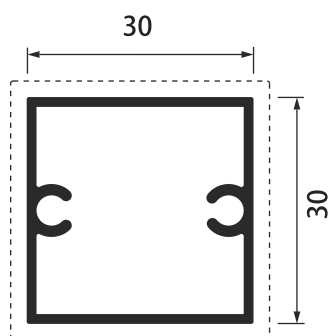
KW 92



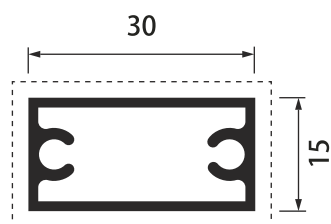
KM 90



KM 80



CO 06

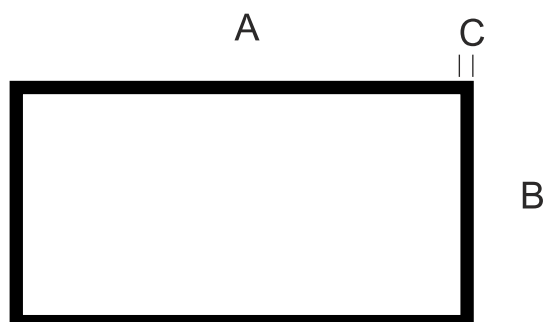


CO 05

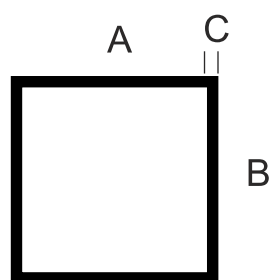


CHAPAS / STANDARDS

Chapas, Tubos e Cantoneiras



REFERÊNCIA	A	B	C
KP-40	40	20	1,4
KP-50	50	30	1,5
KP-61	60	20	1,5
KP-62	60	40	1,3
KP-67	65	30	1,5
KP-77	80	20	1,5
KP-80	80	40	1,5
KP-94	100	40	1,7

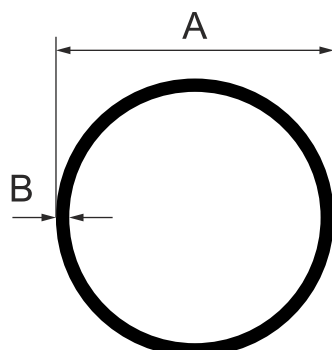


REFERÊNCIA	A	B	C
KQ-40	40	40	1,3
KQ-50	50	50	1,5
KQ-65	65	65	1,4
KQ-80	80	80	1,6
KQ-95	100	100	2

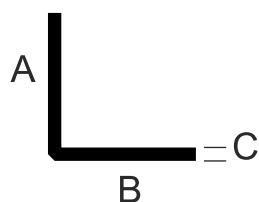


CHAPAS / STANDARDS

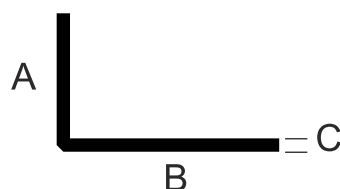
Chapas, Tubos e Cantoneiras



REFERÊNCIA	A	B
KR-50	50	1.2
KR-70	70	1.5



REFERÊNCIA	A	B	C
KL-20	20	20	1.5
KL-30	30	30	1.5
KL-40	40	40	3

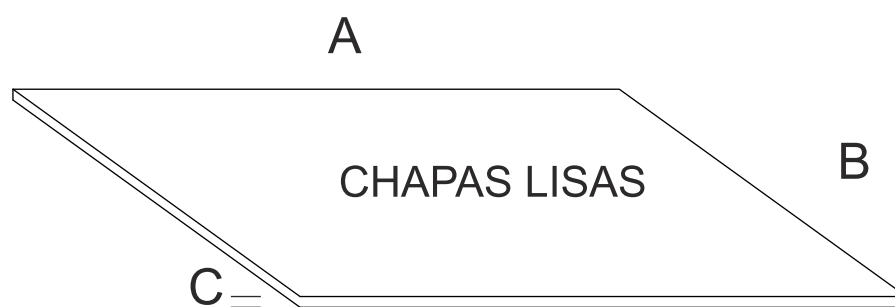


REFERÊNCIA	A	B	C
KL-82	30	15	2



CHAPAS / STANDARDS

Chapas, Tubos e Cantoneiras



A	B	C
2000	800	1.5
2000	1000	1.5
3000	800	1.5
3000	1500	1.5
2500	1250	1.5

